



Crochet  
Gifts & Memories  
Journal



Zensational  
Stitches



My Crochet  
Gifts & Memories  
Journal

This Journal Belongs To

---





## Here's Your Journal Personal Use License

Thank you for your purchase from Zensational Stitches.  
Our products are designed to help you track your projects and ideas.


Feel free to contact us with any questions or special requests.

[ZensationalStitches.com/contact](https://ZensationalStitches.com/contact)

This Product Includes Personal Use Rights Only

You may make as many copies as you'd like for your personal use. You may however NOT share this file with anyone or sell this product or the individual components in any format.

Copyright © Zensational Stitches and Designs by Dvorah  
All rights reserved, except those expressly granted.



# My Crochet Memories

My first memory of crocheting: \_\_\_\_\_

The person who taught me to crochet is: \_\_\_\_\_

About my first crochet project: \_\_\_\_\_

What I loved about crocheting then: \_\_\_\_\_

What I love about crocheting now: \_\_\_\_\_

## Memories I Have of Crocheting

---

---

---

---

---

---

---

---


---

---

---

---

Notes



# Crochet Projects I Remember Creating

Name of Project: \_\_\_\_\_

When I made this: \_\_\_\_\_

Who I made it for: \_\_\_\_\_

What I remember about this project: \_\_\_\_\_

\_\_\_\_\_

---

Name of Project: \_\_\_\_\_

When I made this: \_\_\_\_\_

Who I made it for: \_\_\_\_\_

What I remember about this project: \_\_\_\_\_

\_\_\_\_\_

---

Name of Project: \_\_\_\_\_

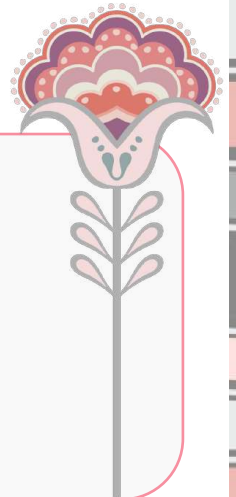
When I made this: \_\_\_\_\_

Who I made it for: \_\_\_\_\_

What I remember about this project: \_\_\_\_\_

\_\_\_\_\_

Notes



# Crochet Projects I Remember Creating

Name of Project: \_\_\_\_\_

When I made this: \_\_\_\_\_

Who I made it for: \_\_\_\_\_

What I remember about this project: \_\_\_\_\_

---

Name of Project: \_\_\_\_\_

When I made this: \_\_\_\_\_

Who I made it for: \_\_\_\_\_

What I remember about this project: \_\_\_\_\_

---

Name of Project: \_\_\_\_\_


When I made this: \_\_\_\_\_

Who I made it for: \_\_\_\_\_

What I remember about this project: \_\_\_\_\_

---

Notes



# Crochet Projects I Remember Creating

Name of Project: \_\_\_\_\_

When I made this: \_\_\_\_\_

Who I made it for: \_\_\_\_\_

What I remember about this project: \_\_\_\_\_

---

Name of Project: \_\_\_\_\_

When I made this: \_\_\_\_\_

Who I made it for: \_\_\_\_\_

What I remember about this project: \_\_\_\_\_

---

Name of Project: \_\_\_\_\_

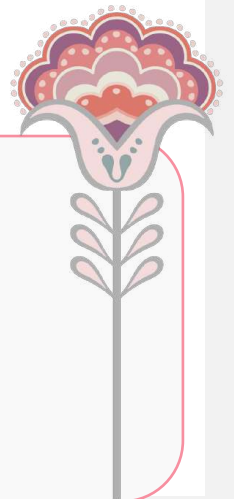
When I made this: \_\_\_\_\_

Who I made it for: \_\_\_\_\_

What I remember about this project: \_\_\_\_\_

---

Notes

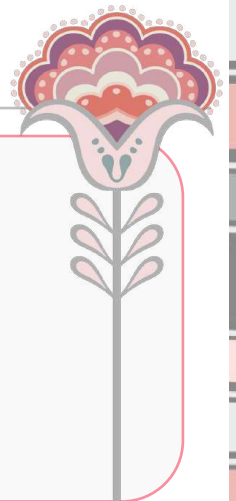


# Things Learned Along the Way

As crocheters there are so many tips and tricks that can make crocheting even more enjoyable. Jot down your favorite tips and tricks.

My Favorite Crochet Tips and Tricks

Notes





# Things Learned Along the Way

As crocheters there are so many tips and tricks that can make crocheting even more enjoyable. Jot down your favorite tips and tricks.

## My Favorite Crochet Tips and Tricks

---

---

---

---

---

---


---

---

---

---

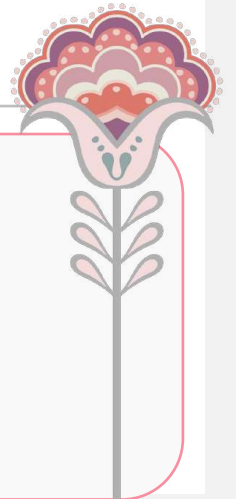
Notes



# Things Learned Along the Way

As crocheters there are so many tips and tricks that can make crocheting even more enjoyable. Jot down your favorite tips and tricks.

## My Favorite Crochet Tips and Tricks



Notes

# Crocheted Gifts I've Given – Gift Log

Take a stroll down memory lane and make a list of crocheted gifts you've given over the years. Add to this list over time.

What I Crocheted	Who I Gave This Gift To

# Crocheted Gifts I've Given – Gift Log

Take a stroll down memory lane and make a list of crocheted gifts you've given over the years. Add to this list over time.

What I Crocheted	Who I Gave This Gift To

# Crocheted Gifts Memory Keeper

Name of Project: \_\_\_\_\_

When I made this: \_\_\_\_\_

Who I made it for: \_\_\_\_\_

What the occasion was: \_\_\_\_\_

What I remember about this project: \_\_\_\_\_

\_\_\_\_\_

How it felt to see them or their family enjoying this creation: \_\_\_\_\_

\_\_\_\_\_

(If you remember or have access to the following info, list it as well.)

Yarn used: \_\_\_\_\_

\_\_\_\_\_

\_\_\_\_\_

Colors of project: \_\_\_\_\_

\_\_\_\_\_

\_\_\_\_\_

Pattern used: \_\_\_\_\_

Affix a Photo of the Item Here

Notes:

# Crocheted Gifts Memory Keeper

Name of Project: \_\_\_\_\_

When I made this: \_\_\_\_\_

Who I made it for: \_\_\_\_\_

What the occasion was: \_\_\_\_\_

What I remember about this project: \_\_\_\_\_

\_\_\_\_\_

How it felt to see them or their family enjoying this creation: \_\_\_\_\_

\_\_\_\_\_

(If you remember or have access to the following info, list it as well.)

Yarn used: \_\_\_\_\_

\_\_\_\_\_

\_\_\_\_\_

Colors of project: \_\_\_\_\_

\_\_\_\_\_

\_\_\_\_\_

Pattern used: \_\_\_\_\_

Affix a Photo of the Item Here

Notes:

# Crocheted Gifts Memory Keeper

Name of Project: \_\_\_\_\_

When I made this: \_\_\_\_\_

Who I made it for: \_\_\_\_\_

What the occasion was: \_\_\_\_\_

What I remember about this project: \_\_\_\_\_

How it felt to see them or their family enjoying this creation: \_\_\_\_\_

(If you remember or have access to the following info, list it as well.)

Yarn used: \_\_\_\_\_

\_\_\_\_\_

\_\_\_\_\_

Colors of project: \_\_\_\_\_

\_\_\_\_\_

\_\_\_\_\_

Pattern used: \_\_\_\_\_

Affix a Photo of the Item Here

Notes:

# Crocheted Gifts I've Received

What crocheted gifts have you received and what do those gifts mean to you? Peek through your dresser and closets to help jog your memory.

Crocheted Gifts I've Received and What These Gifts Mean to Me	Who I Received This From



# My Favorite Types of Things to Crochet

Are there specific projects you enjoy crocheting most?

What I Love to Crochet	What I Love About Crocheting This

# My Favorite Types of Things to Crochet

Are there specific projects you enjoy crocheting most?

What I Love to Crochet	What I Love About Crocheting This





# My Crochet Projects in Progress

What I'm Crocheting:	
Start Date:	Projected Completion Date:
Who this is for:	Occasion:
Inspiration for this project:	
Notes:	

What I'm Crocheting:	
Start Date:	Projected Completion Date:
Who this is for:	Occasion:
Inspiration for this project:	
Notes:	

What I'm Crocheting:	
Start Date:	Projected Completion Date:
Who this is for:	Occasion:
Inspiration for this project:	
Notes:	

What I'm Crocheting:	
Start Date:	Projected Completion Date:
Who this is for:	Occasion:
Inspiration for this project:	
Notes:	

# My Crochet Projects in Progress

What I'm Crocheting:	
Start Date:	Projected Completion Date:
Who this is for:	Occasion:
Inspiration for this project:	
Notes:	

What I'm Crocheting:	
Start Date:	Projected Completion Date:
Who this is for:	Occasion:
Inspiration for this project:	
Notes:	

What I'm Crocheting:	
Start Date:	Projected Completion Date:
Who this is for:	Occasion:
Inspiration for this project:	
Notes:	

What I'm Crocheting:	
Start Date:	Projected Completion Date:
Who this is for:	Occasion:
Inspiration for this project:	
Notes:	

# My Crochet Projects in Progress

What I'm Crocheting:	
Start Date:	Projected Completion Date:
Who this is for:	Occasion:
Inspiration for this project:	
Notes:	

What I'm Crocheting:	
Start Date:	Projected Completion Date:
Who this is for:	Occasion:
Inspiration for this project:	
Notes:	

What I'm Crocheting:	
Start Date:	Projected Completion Date:
Who this is for:	Occasion:
Inspiration for this project:	
Notes:	

What I'm Crocheting:	
Start Date:	Projected Completion Date:
Who this is for:	Occasion:
Inspiration for this project:	
Notes:	

# Notes

---

---

---

---

---

---

---

---

---

---

---

---

---

---

---

---

---

---

---

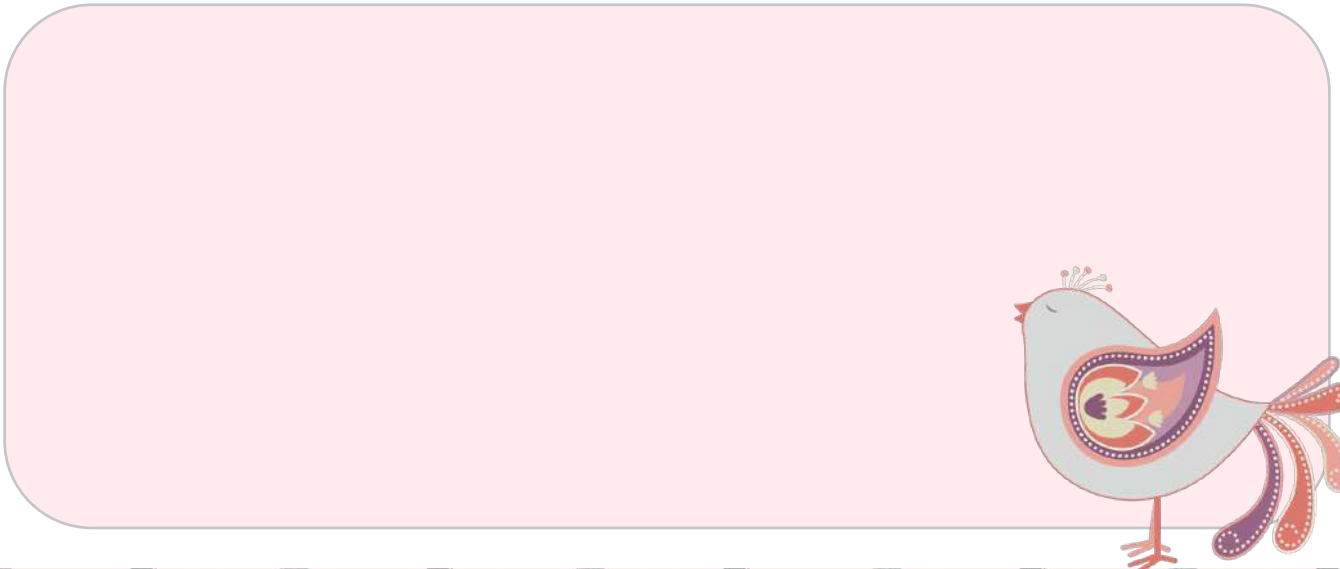
---

---

---

---

---





# Notes

---

---

---

---

---

---

---

---

---

---

---

---

---

---

---

---

---

---

---

---

---

---


---

---




# My Favorite Crochet Quotes







Jot down your favorite crochet quotes and add more over time.



# *My Favorite Crochet Quotes*

A large, empty rounded square box with a double-line red border, intended for writing a favorite crochet quote.A large, empty rounded square box with a double-line red border, intended for writing a favorite crochet quote.A large, empty rounded square box with a double-line red border, intended for writing a favorite crochet quote.A large, empty rounded square box with a double-line red border, intended for writing a favorite crochet quote.A large, empty rounded square box with a double-line red border, intended for writing a favorite crochet quote.A large, empty rounded square box with a double-line red border, intended for writing a favorite crochet quote.

# *My Favorite Crochet Quotes*

A large, empty rounded square box with a double-line border, intended for writing a favorite crochet quote.A large, empty rounded square box with a double-line border, intended for writing a favorite crochet quote.A large, empty rounded square box with a double-line border, intended for writing a favorite crochet quote.A large, empty rounded square box with a double-line border, intended for writing a favorite crochet quote.A large, empty rounded square box with a double-line border, intended for writing a favorite crochet quote.A large, empty rounded square box with a double-line border, intended for writing a favorite crochet quote.

# My Dates to Remember Calendar

In the following section you'll find undated monthly calendar pages. You can use these as a place to plug in dates to remember throughout the year and years.



# Important Dates to Remember

January

February

March

April

May

June

July

August

September

October

November

December



# January



Sunday	Monday	Tuesday	Wednesday	Thursday	Friday	Saturday

Dates to Remember

Crochet Projects and To-Dos
<input type="checkbox"/>
<input type="checkbox"/>
<input type="checkbox"/>
<input type="checkbox"/>



# February



Sunday	Monday	Tuesday	Wednesday	Thursday	Friday	Saturday

Dates to Remember

Crochet Projects and To-Dos
<input type="checkbox"/>
<input type="checkbox"/>
<input type="checkbox"/>
<input type="checkbox"/>





# March



Sunday	Monday	Tuesday	Wednesday	Thursday	Friday	Saturday

Dates to Remember

Crochet Projects and To-Dos
<input type="checkbox"/>
<input type="checkbox"/>
<input type="checkbox"/>
<input type="checkbox"/>



# April




Sunday	Monday	Tuesday	Wednesday	Thursday	Friday	Saturday

Dates to Remember

Crochet Projects and To-Dos
<input type="checkbox"/>
<input type="checkbox"/>
<input type="checkbox"/>
<input type="checkbox"/>



# May



Sunday	Monday	Tuesday	Wednesday	Thursday	Friday	Saturday

Dates to Remember

Crochet Projects and To-Dos
<input type="checkbox"/>
<input type="checkbox"/>
<input type="checkbox"/>
<input type="checkbox"/>



# June



Sunday	Monday	Tuesday	Wednesday	Thursday	Friday	Saturday

Dates to Remember

Crochet Projects and To-Dos
<input type="checkbox"/>
<input type="checkbox"/>
<input type="checkbox"/>
<input type="checkbox"/>



# July




Sunday	Monday	Tuesday	Wednesday	Thursday	Friday	Saturday

Dates to Remember

Crochet Projects and To-Dos
<input type="checkbox"/>
<input type="checkbox"/>
<input type="checkbox"/>
<input type="checkbox"/>



# August



Sunday	Monday	Tuesday	Wednesday	Thursday	Friday	Saturday

Dates to Remember

Crochet Projects and To-Dos
<input type="checkbox"/>
<input type="checkbox"/>
<input type="checkbox"/>
<input type="checkbox"/>



# September



Sunday	Monday	Tuesday	Wednesday	Thursday	Friday	Saturday

Dates to Remember

Crochet Projects and To-Dos
<input type="checkbox"/>
<input type="checkbox"/>
<input type="checkbox"/>
<input type="checkbox"/>



# October



Sunday	Monday	Tuesday	Wednesday	Thursday	Friday	Saturday

Dates to Remember

Crochet Projects and To-Dos
<input type="checkbox"/>
<input type="checkbox"/>
<input type="checkbox"/>
<input type="checkbox"/>





# November



Sunday	Monday	Tuesday	Wednesday	Thursday	Friday	Saturday

Dates to Remember

Crochet Projects and To-Dos
<input type="checkbox"/>
<input type="checkbox"/>
<input type="checkbox"/>
<input type="checkbox"/>



# December



Sunday	Monday	Tuesday	Wednesday	Thursday	Friday	Saturday

Dates to Remember

Crochet Projects and To-Dos
<input type="checkbox"/>
<input type="checkbox"/>
<input type="checkbox"/>
<input type="checkbox"/>